

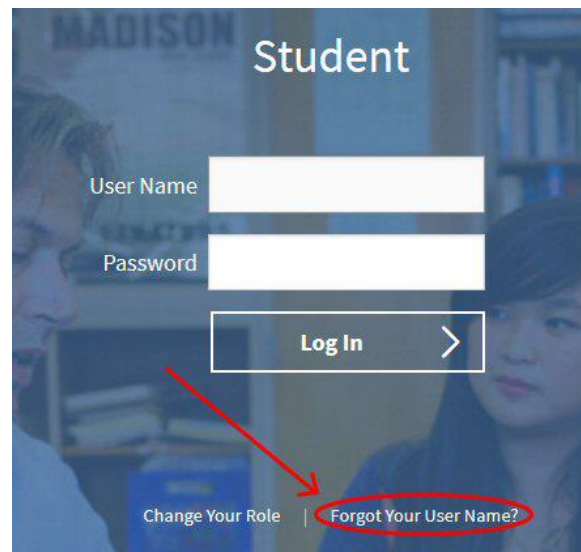
Logging In Students

Student logins involve using their first name, their initial of their last name, and 4 random numbers, with '@bcsd.com' on the end of it. This can be cumbersome, especially for younger kids, so you can try this instead.

When you open up Renaissance Learning, choose Student option.



Click on 'Forgot User Name' at the bottom.



Student

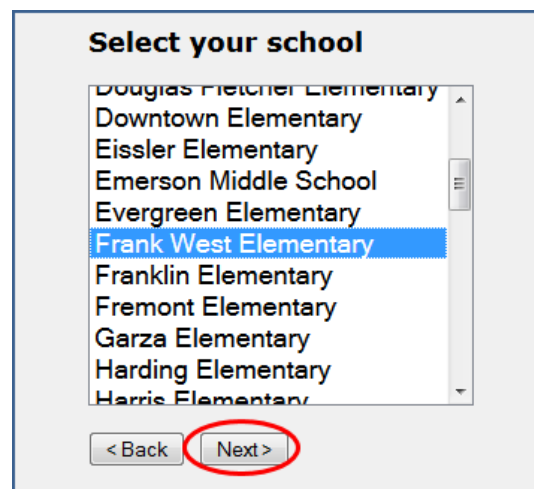
User Name

Password

Log In >

Change Your Role | [Forgot Your User Name?](#)

Select your school from the list and click the 'Next' button.



Select your school

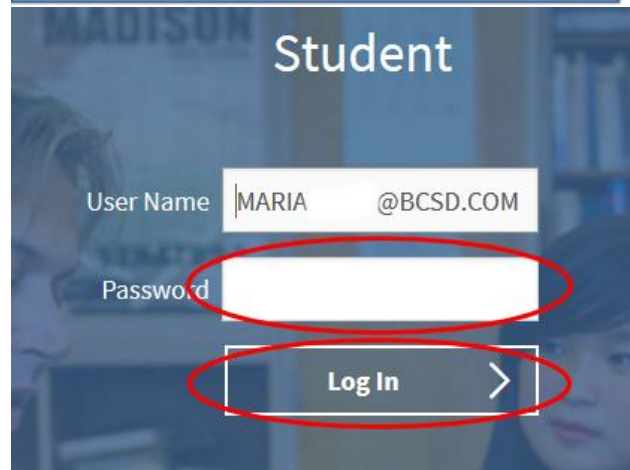
- Douglas Fletcher Elementary
- Downtown Elementary
- Eissler Elementary
- Emerson Middle School
- Evergreen Elementary
- Frank West Elementary
- Franklin Elementary
- Fremont Elementary
- Garza Elementary
- Harding Elementary
- Harris Elementary

< Back Next >


When the student's name shows up, simply click on it.



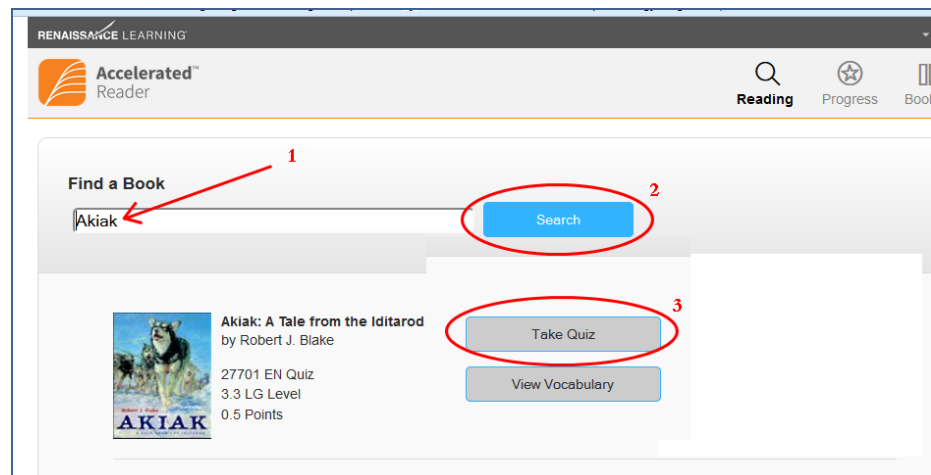
The login screen will appear with the student's username in the login box. Their SID number is their password, enter it here and then click 'Log In'.



The student will click on the AR button,



Students type in the test they want to take and click 'Search'. When the test is displayed, then the 'Take Quiz' button can be pressed.



Good luck!